

S15WP

2000 W
1x 15" PASSIVE
SUBWOOFER

NiTiD-S



CARDIOID PRESETS
AVAILABLE with external
Amate Audio amplifiers &
DSP's



MULTIPLE PRESETS
AVAILABLE with external
Amate Audio amplifiers & DSP's



**HIGH RESISTANCE
POLYUREA® FINISH**



M8 FLYING POINTS

Bridging the gap between compact and powerful, the S15W combines the portability and ergonomy of the S12W with the extended low-frequency performance of the S18W.

Featuring a finely tuned 15" neodymium woofer, custom-developed exclusively for this enclosure, the S15W delivers impactful bass response with a frequency extension that strikes the perfect balance. With its refined aesthetics, recessed carry handles, and high performance, the S15W sets a new standard in versatility for professional audio setups.

KEY FEATURES

TRANSDUCER TECHNOLOGY

Passive subwoofer comprising a direct radiating 4-inch voice coil, 15" neodymium magnet loudspeaker front loaded in a bass-reflex tuned enclosure with laminar ports.

POWER & CONTROL

2000 W continuous musical program power handling.

Connectors mounted on an inclined recessed moulded connector plate for improved security and environmental protection.

Double Speakon NL4MP® (input & link).

Dedicated control presets available with Amate Audio LMS series DSP processors and TPD series processing amplifiers.

Cardioid presets available with Amate Audio LMS series DSP processors.

DESIGN & ACCESSORIES

Recessed ergonomic carry handles.

Exclusive 2mm black mesh speaker grilles with optimum perforation gradient and aesthetic appearance.

Multilayer birch plywood cabinet with Polyurea® coating, providing maximum robustness and strength for touring, events production, venue installation and other highly demanding applications.

M20 plate socket provided at the top side for 2-way enclosure coupling.

M8 rigging points for easy flying.

S15WP

2000 W
1x 15" PASSIVE
SUBWOOFER


Nítid-S



TECHNICAL FEATURES


Power (musical program)	2000 W
Power (r.m.s)	1000 W
Nominal Impedance	8 Ω
SPL(1W/1m)	96 dB
Maximum SPL (continuous/1m)	129 dB
Maximum SPL (peak/1m)	132 dB
Crossover frequency (recommended)	80 Hz / 90 Hz / 100 Hz
Frequency Response (-10dB)	35 Hz – 140Hz (with external DSP, LPF100)
Components (LF)	15" neodymium woofer (4" voice coil)
Directivity (-6dB)	Omnidirectional
Directivity factor (Q)	1
Directivity Index (DI)	0 dB
Weight	36.5 Kg
Finish	Multilayer birch plywood with high resistant black Polyurea® coating
Dimensions (H x W x D)	463 x 630 x 680 mm
Grille	2 mm powder coated steel with black acoustic mesh
Rigging	M8 points
Connectors	1x Speakon NL4MP input / 1x Speakon NL4MP link

DISCOVER NÍTID



UNIQUE DESIGN

New S-series models build on the success, innovation and best-in-class performance of the original Nítid designs with improved features including a recessed moulded connector plate, more highly stylised form factor and improved robustness of the world's most acoustically transparent pro-audio speaker grille.



THE PERFECT BALANCE

An ongoing programme of research and development ensures that Nítid series loudspeakers continue to achieve the highest levels of output and performance from the most compact sized designs, in an unrivalled synthesis of engineering and aesthetic form.



SIDE VIEW



FRONT VIEW WITHOUT GRILLES



REAR VIEW



BOTTOM VIEW



TOP VIEW

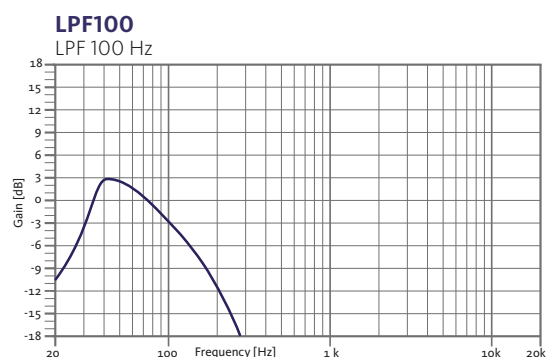
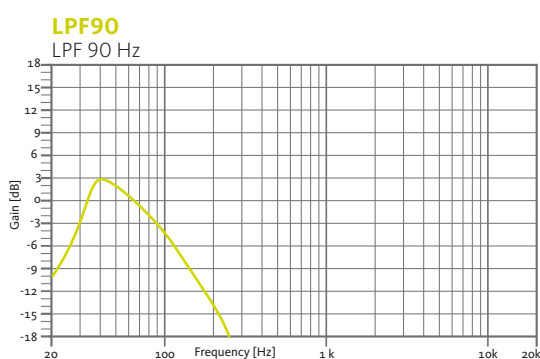
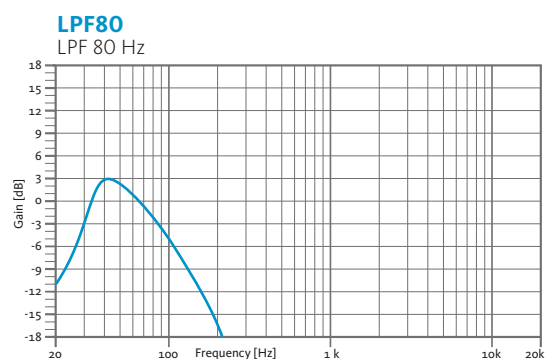
S15WP

2000 W
1x 15" PASSIVE
SUBWOOFER

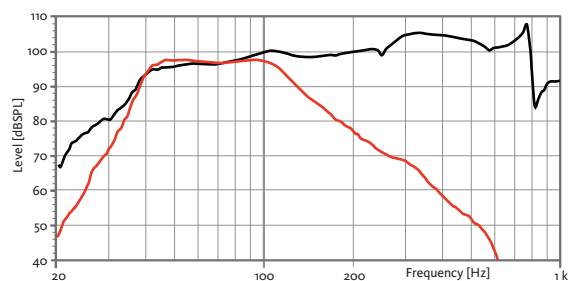
NiTiD-S



RECOMMENDED PRESETS WITH EXTERNAL AMATE AUDIO DSP

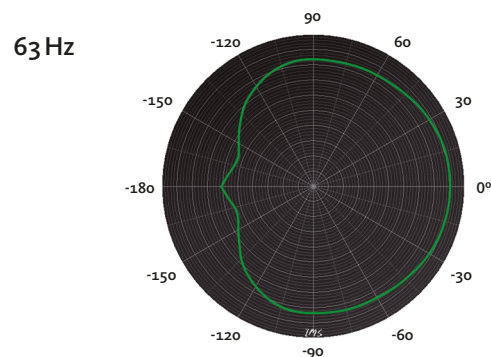


FREQUENCY RESPONSE 1w/1m (LPF100 PRESET)

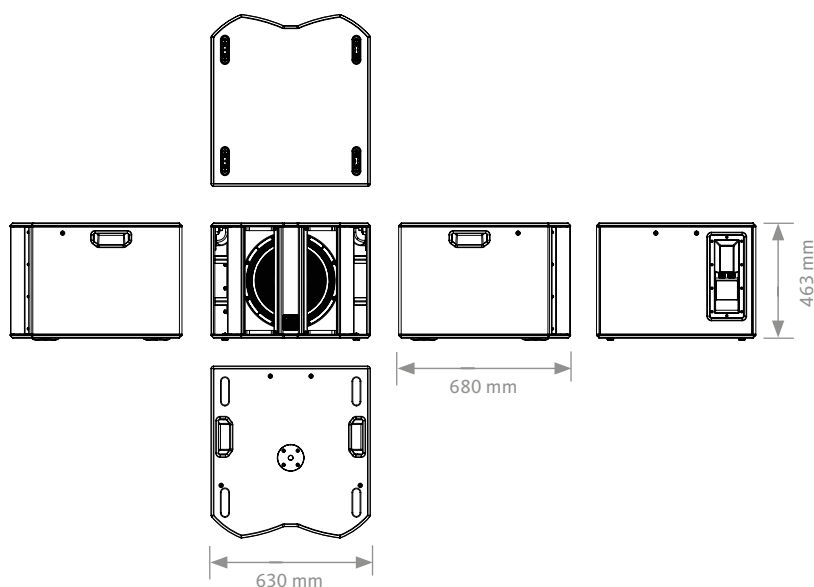


— Without processing
— Recommended [LPF100] with external Amate Audio DSP & HD4000 amplifier

EASY CARDIOID CONFIGURATION THROUGH AVAILABLE PRESETS



CAD DRAWING SCHEME



S15WP

2000 W
1x 15" PASSIVE
SUBWOOFER

Nítid-S



ACCESSORIES

SAFETY SLING SC-15



M8 RIGGING EYEBOLT ACR-M8

ACR-M8



PROTECTION COVER NC-S15W



DISTANCE ROD M20 SP-CRTL Ø: 35 mm Length: 55 cm ~ 90 cm Thread: M20



TROLLEY TR-S15W

Wooden plate with reinforced wheels



THE BEST COMBINATION

The best experience of Nítid passive systems is reached with Amate Audio's HD series amplifiers, LMS series digital signal processors and TPD amplifier with digital signal processor. Factory presets are available to set-up the system in a short time.



HD Series

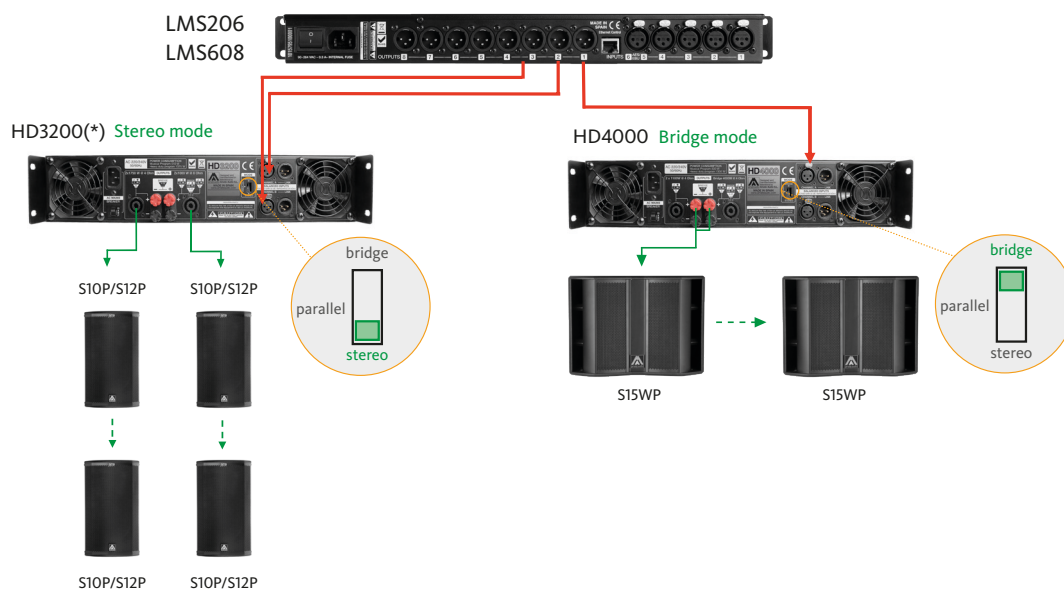


LMS206
LMS608



TPD Series

RECOMMENDED CONFIGURATION



(*) HD1200 for S10P