



The combination of multilayer plywood cabinets covered with resistant black matt paint, optimized steel grille, ergonomic handles and carefully selected transducers, allows **KEY** to have an unbeatable price to quality ratio.

Exceptionally reliable and flexible with its double function as main PA system or stage monitor **KEY15A** is the ideal option for both fix and live sound applications on tight budgets.

**KEY.** *Unlock the beat!*

#### MAIN FEATURES

Versatile trapezoidal-wedge shape for use in PA systems or as on-stage monitor.

15" woofer with 2.5" voice coil.

1" Kevlar diaphragm driver coupled to a 70° x 40° dispersion horn.

Built-in DSP with factory presets.

Optimized protective metal grille.

M8 rigging points.

Ø 35 mm top hat socket.

La combinación de recintos de madera multicapa cubiertos de resistente pintura negra mate, con una optimizada reja de acero, asas ergonómicas y transductores seleccionados cuidadosamente permiten que la gama **KEY** tenga una relación calidad-precio imbatible.

Fiable, resistente y flexible con su doble función como equipo principal o monitor de escenario **KEY15A** es la solución ideal para ser utilizada tanto en instalaciones fijas como en aplicaciones en directo de presupuesto ajustado.

**KEY.** *Unlock the beat!*

#### CARACTERÍSTICAS PRINCIPALES

Versátil formato trapezoidal-cuña para uso como monitor de escenario.

Altavoz de 15" con bobina de 2,5".

Motor de 1" con diafragma de Kevlar acoplado a bocina de dispersión 70° x 40°.

Procesamiento mediante DSP que incorpora presets de fábrica.

Optimizada reja protectora de acero.

Puntos de suspensión M8.

Vaso para trípode Ø 35 mm



VIEW WITHOUT GRILLE



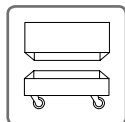
REAR VIEW



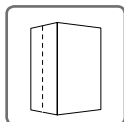
STAGE MONITOR POSITION

**TECHNICAL FEATURES****KEY15A**

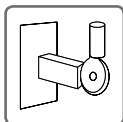
|   |   |
|---|---|
| Amplifier   | 450 W + 150 W   |
| Input sensitivity                                 | 8 dBu   |
| Input Impedance                                   | 20 k $\Omega$   |
| Maximum input level                               | 20 dBu  |
| Mains   | Universal Switch Mode Power Supply 85-265 V / 45-65 Hz                            |
| Average current draw (Heavy duty musical program) | 0.7A  |
| Standby Mode Consumption                          | < 5 W   |
| SPL (1 m)   | 125 dB continuous<br>128 dB peak  |
| Built-in DSP                                      | 48 bit  |
| Built-in delay line                               | 118 ms / 40 m   |
| AD/DA converters                                  | 24 bit - 48 kHz   |
| Frequency response (-10 dB)                       | 48 Hz - 18 kHz  |
| Components LF                                     | 15" woofer (2.5" v.c)   |
| HF  | 1" Kevlar driver  |
| Directivity (HxV)                                 | 70° x 40°   |
| Dimensions (HxWxD)                                | 688 x 474 x 440 mm  |
| Weight  | 23.2 kg   |
| Finish  | Multilayer plywood<br>Front steel grille with foam<br>Black matt ecological paint |

**ACCESSORIES**

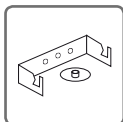
FC-KEY15



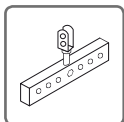
NC-KEY15



SP-35



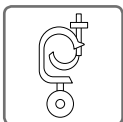
SP-15




HR-1215



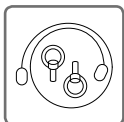
GT-50



GT-50HR



SP/CR



SC-15



ACR-M8